

HAILEA SUPER SILENT ADJUSTABLE AIR PUMP

PREFACE

Thank you for purchasing a HAILEA super silent adjustable air pump. The pump adopts double air chambers to produce large quantity of air and strong air pressure. And adopts high quality aluminium alloy to shape the case, double damping system and noise absorbing function, high performance and low in noise. Complete waterproof structure, no water leaks in. Unique structure, quick in heat dissipation, non-oil lubricated design to provide pure compressed air. Hailea super silent adjustable air pump is a professional air pump, specially developed for a high air output, even in deep water. Hailea super silent adjustable air pump is also excellently suited for connection to breeding systems, waste water treatment systems with many outflow points. For optimum performance and safe use, please read this instruction manual carefully and keep it handy for future reference.

PRODUCT FEATURES

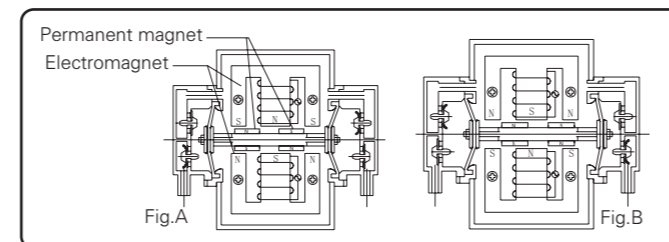
1. Special artificial rubber to keep a steady air output and pressure.
2. Advanced air-compressing system, damping system and multilevel noise absorbing design which is extremely low in noise.
3. The structure is reasonable and compact, it has long service life and acquires best effect with lowest power consumption.
4. Aluminum alloy case, quick in heat-dissipation and easy to move.

HOW IT WORKS

When the electromagnetic coils facing each other as shown in the figures below are energized by AC power (AC 110-120V/220-240V), a magnetic force is generated. This magnetic force will then act to induce the magnetic poles between the permanent magnets fixed to the rod, and the electromagnets, causing magnetic actions of attraction and repulsion to move the rod in the respective directions as shown in Figs. A & B below. The rod vibrates at the AC power supply frequency, and air is exhausted by a change in volume of the space enclosed by the casing and the diaphragm that is caused by diaphragm movements, and by


HAILEA SUPER SILENT ADJUSTABLE AIR PUMP

the repeated cycles of air intake and compression attained by the operation of the intake and exhaust valves.



PARTS LIST

- ① Motor Coil
- ② Electromagnet
- ③ Swing Arm
- ④ Diaphragm
- ⑤ Air Chamber
- ⑥ Air Regulator
- ⑦ Single/double/four/six/eight Air Outlets
- ⑧ Rubber Shock Absorber



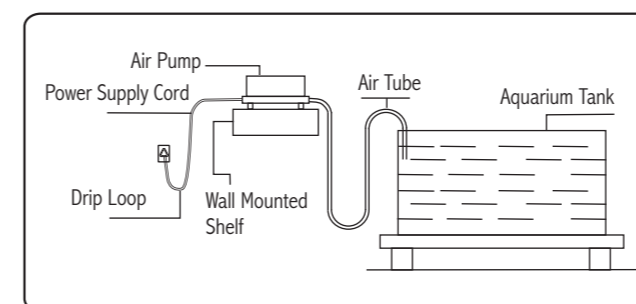
HAILEA SUPER SILENT ADJUSTABLE AIR PUMP

INSTALLATION

CONNECTION OF PIPE, DIVIDER, AIR OUTLET & AIR STONES

One or more air stones can be connected to the pump outlet with pipe & air divider. Choose an air pipe that suits your installation equipments, ensure all pipes are secured with clips when installing the air pump. Using larger bore pipe and avoiding sharp bends will improve performance of this air pump when installing. Use new and sufficiently large air stones with enough discharge capacity. Place them no deeper than 3 m in the pond. Bends in the air pipe, air stones are placed too deep, air stones are too small, old or dirty, etc, will reduce the capacity of air output. Thus while operating, never fully close off pump outlet. Ensure that the pump can discharge sufficient air all the time, otherwise the pump will heat up leading to damage. To prevent any water flowing back into the pump when powered off, it is advised to install the pump above water level. If a non-return valve is used on the outlet pipe, the pump may be installed beneath the waterline. Please note that never place the air pump in water. To guarantee a long service life, it is necessary to install the pump on a dry and dust-free place. And note that if the ambient temperature is over 40 °C, the diaphragm may speed up its aging or even cracking.

INSTALLATION & CONNECTION



HAILEA SUPER SILENT ADJUSTABLE AIR PUMP

USAGE CAUTION: THE AIR PUMP MAY NOT BE USED ABOVE WATER OR IN WATER

1. Air pump location shall be dry, relatively free from dust and far away from aquarium.
2. Air pump shall be used horizontally on support above water line.
3. Air pump may not be used in place overhead of the aquarium or in water.

MAINTENANCE

WARNING: Unplug or switch off all appliances in the aquarium or pond before carrying out maintenance. Check every week that the air stone discharges enough air. Check the air pipe for kinks and replace fouled or crumbling air stone with new one. Any dust or foreign matters attached on the pump inlet may cause abnormal noises or result in a failure of the pump. We advice the filter sponge must be cleaned or replaced every three months. The following are filter sponge cleaning & replacement instructions:

- (1) Make sure to unplug the pump first before cleaning & replacement work.
- (2) Remove the inlet cover from the pump.
- (3) Remove the filter sponge from the air inlet. At the same time, remove any dust or foreign matters from the air inlet, the inlet cover and the mounting surface. If the sponge is heavily soiled, a piece of new sponge is needed or you can use a neutral detergent to wash the old sponge down. Remember to rinse it well with water completely and dry it in the sun before reinstalling. Detergent is bad for your fish.

SAFETY INSTRUCTIONS

WARNING- To protect against injury, basic safety precautions should be observed including the following:

READ AND FOLLOW ALL SAFETY INSTRUCTIONS

1. DANGER-To avoid possible electric shock, special care should be taken since water is employed in the use of aquarium equipment. Follow these safety instructions carefully.
2. All aquarium appliances must be disconnected from the mains power supply before servicing an aquarium or conducting any activity that allows direct contact with the water.

HAILEA SUPER SILENT ADJUSTABLE AIR PUMP

WARNING: Disconnect the power from all aquarium appliances before putting hands into the aquarium.

3. To avoid the possibility of the appliance or socket getting wet, position the aquarium to a socket which prevents water dripping onto the socket or plug.
4. Never try to use this appliance for applications which are not described in the instructions or in a way which is not described in the instruction or under conditions which are not similar to those described in the instructions, otherwise severe hazards may occur!
5. Do not use or store the appliance outdoors and where it will be exposed to the weather or to temperature below freezing.
6. Keep the appliance out of reach for children! Do not allow children to play with the appliance.
7. Always unplug an appliance when not in use, before putting on or taking off parts, and before cleaning.
8. If not use the appliance for long time, unplug the appliance and store it after dry.
9. Never yank cord to pull plug from socket. Grasp the plug and pull to disconnect.
10. Never try to detach the air inlet cover.
11. Ensure the power source to be utilized matches the power requirements specified on the product nameplate. Use a standard AC outlet.
12. If the supply cord is damaged, it must be replaced by the manufacturer or its service agent or a similarly qualified person in order to avoid a hazard.
13. To avoid danger and damage to the appliance, do not try to repair the appliance by yourself, let qualified technicians check and repair.
14. This appliance is intended for HOUSEHOLD USE ONLY. Aerator must be located inside of a house and only the air- hose may be located outside of a house.
15. Disable a defective appliance in an obvious way, so that it does not represent a hazard to others and dispose of the appliance according to the regulations from the local authorities.
16. Never carry air pump by the power supply cord.
17. A periodically maintenance of the appliance is necessary.
18. The appliance can be used by children aged from 8 years and above and persons with reduced physical, sensory, mental capabilities, lack of experience and knowledge, if they have been given supervision or instruction concerning of the appliance in a safe way and understand the hazards involved.

HAILEA SUPER SILENT ADJUSTABLE AIR PUMP

TECHNOLOGY DATA

Model	ACO-9601	ACO-9602	ACO-9610
Power	2W	5W	10W
Voltage	110-120/220-240V	110-120/220-240V	110-120/220-240V
Frequency	50/60Hz	50/60Hz	50/60Hz
Max Pressure	>0.012Mpa	>0.012Mpa	>0.015Mpa
Output	3.2L/min	7.2L/min	10L/min
Noise	<40dB	<40dB	<45dB
Weight	0.4kg	0.53kg	1.6kg
Size	136x78x68mm	162x100x87mm	187x145x95mm

Model	ACO-9620	ACO-9630
Power	12W	15W
Voltage	110-120/220-240V	110-120/220-240V
Frequency	50/60Hz	50/60Hz
Max Pressure	>0.015Mpa	>0.015Mpa
Output	14L/min	16L/min
Noise	<45dB	<45dB
Weight	2.1kg	2.7kg
Size	224x163x126mm	248x176x137mm

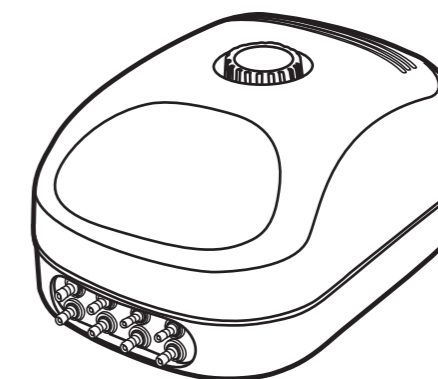
HAILEA SUPER SILENT ADJUSTABLE AIR PUMP

Guangdong
Hailea Group Co.,Ltd
Factory Address: Shi Industrial Zone, Shi Road,
Raoqing County,Guangdong Province,51700,China
Tel: +86-768-8888888 Fax: +86-768-8888813
www.hailea.com E-mail: info@hailea.com

Hailea Group Co.,Ltd
Guangzhou Oversea Sales Branch
24/F, East Tower, Twin City International Plaza, No.
283, Huanail Road, Zhujiang New Town, Guangzhou
City, Guangdong Province, 510623,China
Tel: +86-20-3837 2888 Fax: +86-20-3837 2791

HAILEA[®]
SINCE 1989

SUPER SILENT ADJUSTABLE AIR PUMP INSTRUCTION MANUAL



MODEL:
ACO-9601/9602/9610/9620/9630
Before operating this appliance, please read this instruction manual completely and keep it handy for future reference.

